



Surava

Information brochure Evacuation procedure

Creation date: 20.06.2019 | V01



Gemeinde / Cumejn
Albula / Alvra

Dear inhabitant of Surava

Incidents which can turn our everyday lives upside down or endanger our safety are also possible right where we live – even though we feel safe here. It is therefore important to be well prepared.

This brochure shows you where you will find help in the event of an incident and how you should behave. It will also show how you can prepare for any evacuation.

Carefully read through the information and **keep this brochure safe.**

Any questions?

Contact us:

Hotline: +41 79 936 39 39

www.albula-alvra.ch under «Aktuelles»

Evacuation

This is how evacuation takes place



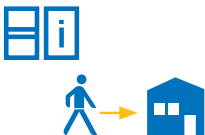
The municipality will sound the **alarm** in the endangered area. The population is then urged to leave the area via the evacuation route. Pay attention to the loudspeaker announcements.



If you need assistance during the evacuation, make your way to the **emergency meeting point at village fountain Surava**. There you will receive information on the evacuation procedure and can ask for help.



The fire brigade will take your personal details at the **check point at the village fountain Surava**, giving the rescue teams an overview of who has left the village. This overview is in the interests of your own safety.



If necessary, at the **assembly and information point at the school of Alvaneu-Dorf** you will be allocated to an accommodation which will be available quickly.



During and after evacuation, you will receive all necessary information from the municipality via text messaging service or notice board in the school of Alvaneu-Dorf. Any questions? Contact us on our **hotline +41 79 936 39 39**. Please do **not** use the general emergency numbers.



The authorities will ensure that family members remain together during evacuation or are reunited as quickly as possible.

Alarm raised through various channels

This is how the alarm is raised



The municipality sounds the alarm for the areas affected via text messaging service.

If you are situated outside the endangered area, please contact us on our hotline +41 79 936 39 39 and let us know that you are safe.



1 min 2 min 1 min

The General Alarm is sounded via the fixed sirens.

What you need to do:

- listen to the radio;
- follow instructions from the authorities;
- inform neighbours;
- pack in accordance with the checklist and take the evacuation route to safety.



You will also be advised of the evacuation by means of mobile sirens on vehicles.



ALERTSWISS

www.alert.swiss



In the event of an incident, you will be alerted and informed by the authorities via the national Alertswiss platform.








The Alertswiss app enables you to receive alerts, warnings and information as push messages directly to your mobile device.

«Evacuation» checklist

This is how you take action

Follow the instructions from the authorities.

Inform and assist neighbours and vulnerable people in your environment.

-  Pack your emergency luggage: personal documents (passport or ID, driving licence, insurance cards, vaccine card), cash and bank cards, mobile phone with charger, medicines, toiletries, clothing, spectacles, small items of value, toys for the children.
-  If there is sufficient time, pack what you can carry yourself (personal documents, photo albums, computers/laptops and storage media, other valuables, etc.).
-  Get your home ready for your absence: switch off electrical appliances, close gas and water taps, extinguish open flames, close windows and lock front doors.
-  Take your pets with you.
-  Leave the endangered area via the evacuation route using your own vehicle.
-  Please pass through the **check point at village fountain Surava**.
-  As necessary, report to the **assembly and information point at the school of Alvaneu-Dorf**.



Your emergency meeting point **Village fountain Surava**

In the event of imminent danger, you will be made aware of the evacuation by means of the General Alarm (siren with regular rising and falling tone) and loudspeaker announcements. Follow the instructions.

If you need assistance (e.g. transport) during the evacuation, make your way to the emergency meeting point at the village fountain Surava. There you will receive information on the evacuation procedure and you can ask for help.

If you cannot come to the emergency meeting point yourself, ask your relatives and neighbours for help or contact us on our hotline +41 79 936 39 39.



Check point **«Village fountain Surava»**

All inhabitants who have left the village will be registered at the check point at the village fountain Surava.



Assembly and information point **School of Alvaneu-Dorf**

If necessary, medical assistance and accommodation options will be provided at the assembly and information point at the school of Alvaneu-Dorf.

The latest notifications from the authorities will also be posted there and you will receive information on what to do next.

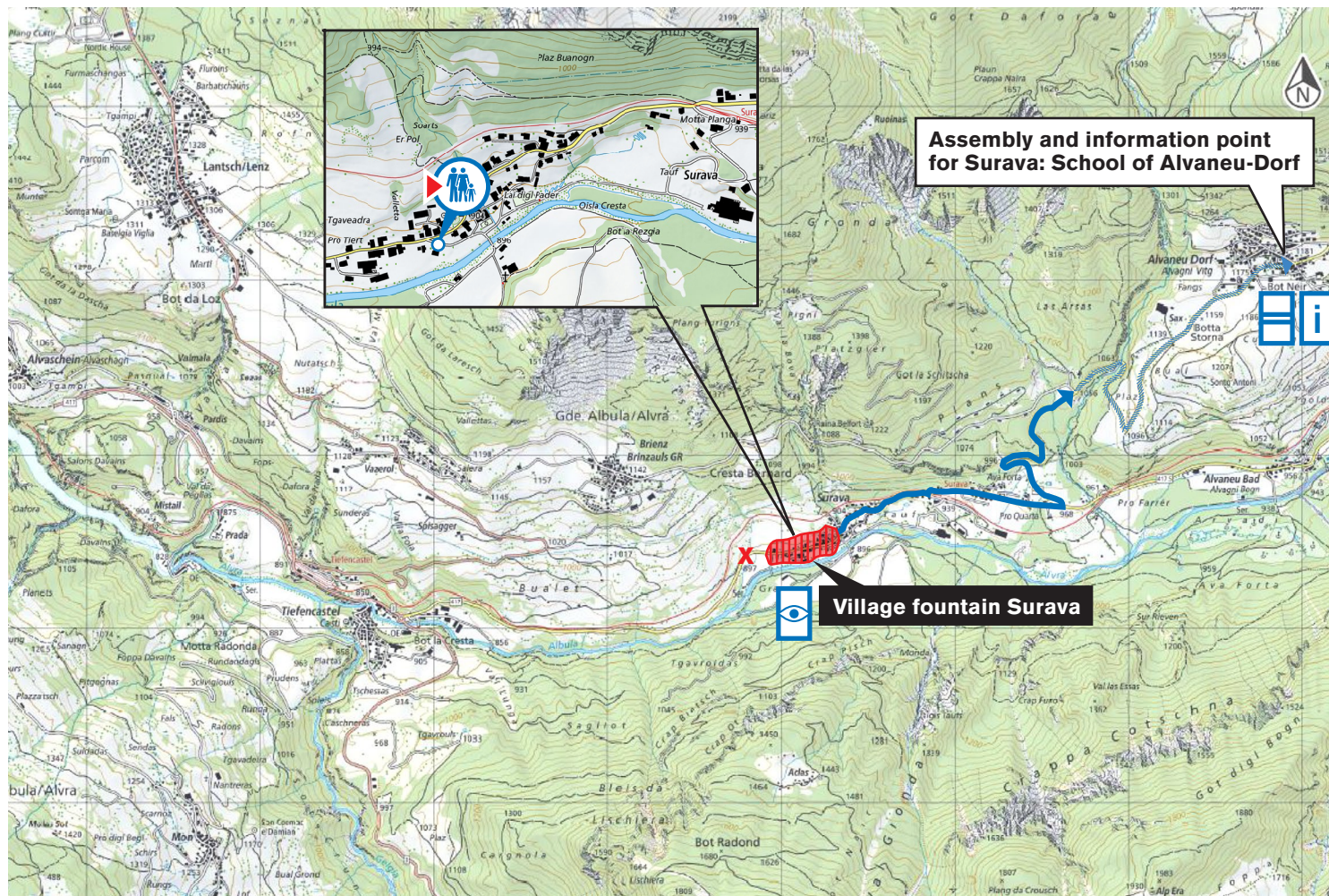
Accommodation after evacuation

You will need suitable accommodation for the duration of the evacuation. You can either arrange this yourself or ask the municipality to allocate you to a suitable place.

You will receive information and assistance at the assembly and information point at the school of Alvaneu-Dorf.

Evacuation: Towards Alvaneu-Dorf

Overview




 Evacuation zone

 Roadblocks

 Evacuation route

 Assembly and information point

 Your emergency meeting point

 Check point

Any questions?

Contact us:

Hotline: +41 79 936 39 39

www.albula-alvra.ch under «Aktuelles»